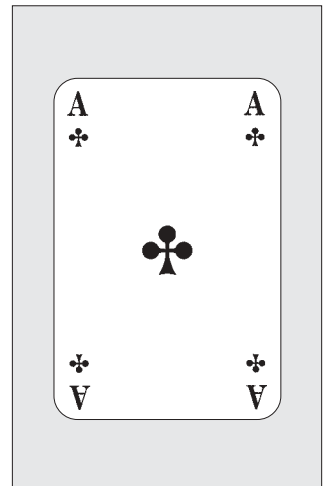


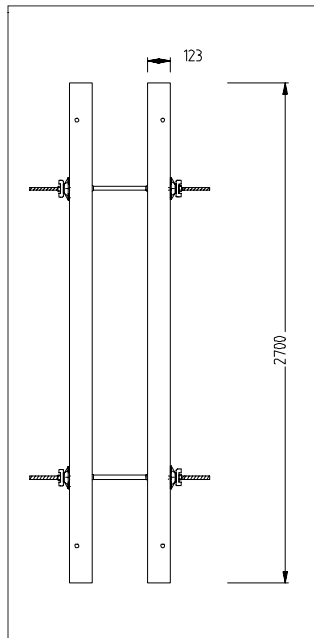
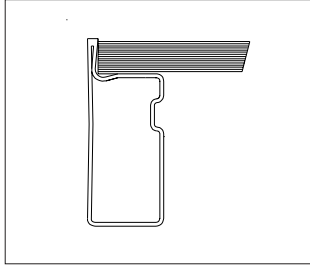
FORMAS

The Frame Formwork

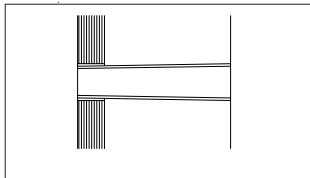


What lasts for a long time is really good

The geometric stability and torsion resistance of FORMAS frames are due to the generous proportions of their special high quality steel profile sections. These combined with stable 21mm thick plywood give the structural elements high compression strength and durability qualities. The robust design means that FORMAS is able to satisfy the highest specifications of the modern construction industry.



A high quality powder coating protects the frames against mechanical damage and corrosion. Concrete residue is easy to clean off, thus saving on costly labour time. The seals over the hollow spaces of the frame profile sections also prevent the frames from corroding inside. These costly protective measures are reflected in the durability of your FORMAS system.

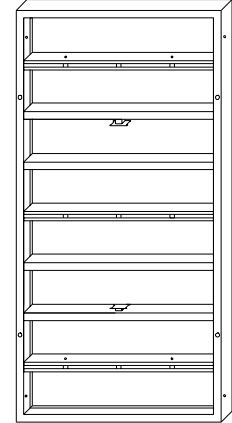


Details like conical anchor sleeves are a matter of course with FORMAS



Cost-saving System

The basic 135 cm wide FORMAS panel and the small number of anchoring points guarantee short formwork times and help save costs. A key feature of the result is the reduced number of joint gaps showing in the concrete. Working with the logical, easy-fit system is quick, rational and cost-efficient.



The easy-fit design of FORMAS carries through to the attachment of accessories. Each panel is equipped with three traversing open C-profiles.

The optimum fastening solution is therefore always available to you for attaching push-pull props, beam yoke walers, scaffold jacks and other accessories.



MULTI-CLAMP - multi-talented

With the MULTI-CLAMP, you have only one fastener for almost every case. It can be used at any point on the circumference of the frame profile section. It is fastened with a few hammer blows, which means that even the upper clamps can be fitted from floor level.

For work in noise-sensitive areas, the MULTI-CLAMP can be fully locked to exclude noise by tightening the wing nut. The MULTI-CLAMP provides a safe, vibration-proof unit fastener for universal use.



The MULTI-CLAMP's screw clamp ensures smooth adjustment. The wear-resistant self-cleaning thread is enduringly safe. Filler timbers up to 6cm thick are also fitted with the MULTI-CLAMP, just like corner posts.



The universal applicability of the MULTI-CLAMP significantly reduces costs. It saves on material purchasing costs, since only a minimum number - if any - of special fasteners are now needed for compensations.

MULTI-CLAMP - Ensures tidiness

Each FORMAS basic panel is equipped with two holders for the MULTI-CLAMPS. When the formwork is removed, the MULTI-CLAMPS are fastened to the holders. The panels can be stacked as usual.

And the great advantage is that the MULTI-CLAMPS are readily available on the panel for the next installation. The number of loose formwork parts for transport and storage is reduced to a minimum.



Flexibility in the system

FORMAS is ideal because it is easy to handle and offers uncomplicated solutions for length compensations and a useful range of panel widths. Whether upright or horizontal, the symmetry of the FORMAS panels ensures a perfect fit to any ground plan.

Even better flexibility can be achieved by using panels of different heights. The system offers 270 cm and 135 cm high panels.



You can fit filler timber measuring up to 6cm with the MULTI-CLAMP. Any unfilled lengths can be taken up over several panel joins. Filler is available for taking up larger unfilled lengths. Beam yoke walers can be simply attached to the open C-profiles to stiffen the filler timbers.

Easy corner formwork

Corners can easily be mounted from inside and outside corner angles and two panels.

The width of these panels depends on the wall thickness and side length (25cm) of the inside corner angle.



Corners with blunt or sharp angles can be formworked with movable corner angles.

The movable corner angles can be locked at 90°.



Fixed 135° corner panels can also be supplied if necessary.

Any unfilled lengths in outer or inner formwork are equalized by filler timbers and MULTI-CLAMPS.



Time is money

You can install formwork particularly quickly using FORMAS large surface panels. The FA 240 / 270 unit with a surface of almost 6.5m² is suitable for upright or horizontal use.

It also saves on costs due to the reduced number of fasteners.



A good combination

All FORMAS and ALU-FORMAS panels can be combined without compromise or extra parts. ALU-FORMAS panels have the same framework dimensions as FORMAS. No additional fasteners are needed.

The accessories are identical, which means that there is no possibility of confusion. And ... you will not need to purchase any extra parts. The logical system grid is fully compatible with FORMAS, and therefore very simple to combine.



A complete range

An extensive range of accessories completes the FORMAS system. Whether you need polygon or circular shaped formwork, or single face concreting or column formwork for fair-faced concrete, FORMAS always offers the right solution.



REBER
SYSTEM-SCHALUNGEN

Personalised and flexible

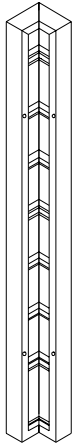
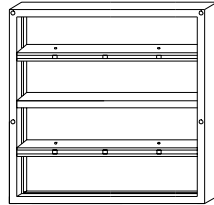
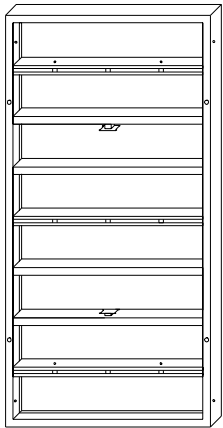
Please contact us to discuss any special appearance requirements you have for "your" FORMAS. We will supply your formwork on request with our OPTIFORM plastic-coated plywood.

Do you have a company colour? We can supply formwork in any RAL colour. We will be happy to comply with any special requirements and appearances.



REBER FORMAS

Parts List

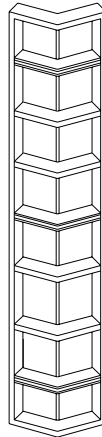
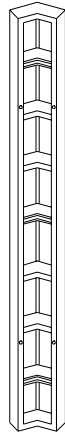


Outside corner angle

Height 270 cm 28 kg
Height 135 cm 14 kg

Inside corner angle

Height 270 cm 38 kg
Height 135 cm 24 kg



135° inside corner panel

Height 270 cm 35 kg
Height 135 cm 18 kg

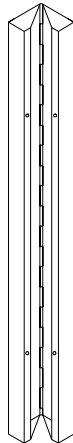
135° outside corner panel

Height 270 cm 48 kg
Height 135 cm 25 kg



Outside corner angle movable

Height 270 cm 47 kg
Height 135 cm 25 kg



Inside corner angle movable

Height 270 cm 69 kg
Height 135 cm 37 kg

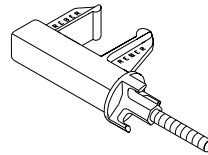


Filler plate

Height 270 cm 49 kg
Height 135 cm 27 kg

Powder-coated panels

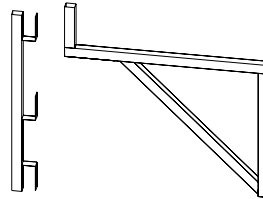
	Breite cm	Höhe cm	Gewicht kg
panel FA	240	270	340
panel FA	135	270	185
panel FA	90	270	120
panel FA	80	270	110
panel FA	74	270	104
panel FA	60	270	90
panel FA	55	270	86
panel FA	50	270	80
panel FA	49	270	79
panel FA	45	270	75
panel FA	30	270	61
panel FA	24	270	55
panel FA	20	270	51
panel FA	135	135	95
panel FA	90	135	69
panel FA	80	135	63
panel FA	74	135	59
panel FA	60	135	51
panel FA	55	135	48
panel FA	50	135	45
panel FA	49	135	44,5
panel FA	45	135	42
panel FA	30	135	33
panel FA	24	135	29
panel FA	20	135	27



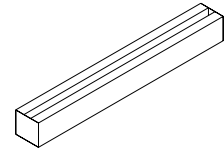
Multi-clamp 3,1 kg
max. adjustment 6 cm



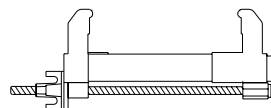
85 cm anchor tie rod 3,7 kg
with combination plate



Scaffold jack with handrail post 9 kg



145 cm beam yoke waler 11 kg
70 cm beam yoke waler 6 kg



Compensation clamp 5,8 kg
max. adjustment 20 cm



Hook headed bolt 0,6 kg



Lifting hook 3,9 kg



Retaining bracket 0,8 kg